

ZERO KNOWS

19" RACKMOUNT CASES

WARRIOR WITH SHOCK MOUNTS, DOUBLE ENTRY

BUYERS GUIDE AND PART NUMBER BUILDER
 SELECT CASE SIZES AND OPTIONS. CUSTOM PARTS & BUILDS ARE AVAILABLE
 FOR QUESTIONS, CALL 1.800.959.5050 • FOR A QUOTE CALL, FAX OR EMAIL



CASE NUMBER

ZDR



U SIZE

- 04-4U
- 05-5U
- 06-6U
- 07-7U
- 08-8U
- 09-9U
- 10-10U
- 11-11U
- 12-12U
- 14-14U
- 15-15U

BODY DEPTH

- 21" ▲
- 24" ✚
- 27"
- 30"

RACK DEPTH

- 18-18"/457 mm
- 21-21"/534 mm
- 24-24"/610 mm
- 27-27"/686 mm
- 30-30"/762 mm

COVERS

- (INTERIOR DEPTH)
- 03-3"/76 mm
 - 05-5"/127 mm

COLORS

- BK-Black 27040
- DB-Dark Blue 25102
- DS-Desert Sand 33446
- FG-Forest Green 24052
- GR-Gray 26270
- MR-Maroon PMS 202 ✚
- MB-Medium Blue 25190 ✚
- NA-Natural
- NG-NATO Green RAL6014
- OD-Olive Drab 24097
- OR-Orange 12197
- RD-Red 21105
- WH-White 27925
- YW-Yellow 23785

SHOCK MOUNTS

- (EQUIPMENT WEIGHT)
- 01-20 to 49 lbs ▲
(9.1 to 22.2 kg)
 - 02-50 to 80 lbs
(22.7 to 36.3 kg)
 - 03-81 to 150 lbs
(36.8 to 68 kg)
 - 04-151 to 250 lbs ✚ ▲
(68.5 to 113.4 kg)
 - 05-251 to 350 lbs ✚ ▲
(113.9 to 158.8 kg)
- Call for loads over 350 lbs.

Standard Equipment Load Ranges

STANDARD RACKFRAME LOAD RANGES

Shock Mounts Per System	Load Ranges (lbs/kg) For Equipment Installed in Rack
8 ea	20 to 49 lbs / 9.1 to 22.2 kg
8 ea	50 to 80 lbs / 22.7 to 36.3 kg
8 ea	81 to 150 lbs / 36.8 to 68.1 kg
16 ea	151 to 250 lbs / 68.6 to 113.5 kg
16 ea	251 to 340 lbs / 113.8 to 154.2 kg

ENVIRONMENT

- 00-None Required
 - HI-Humidity Indicator
 - PV-Pressure Valve
- COMBINATIONS**
- PH-PV and HI
 - WT-Watertight, PV ●
 - WV-WT, HI, PV ●

Watertight may not be combined with Locking Hasp.

HARDWARE

- 00 - Standard: Zinc Chromate Handle and Hardware
- LL - Zinc Chromate Handle and Hardware, Locking Hasp ●
- BH - Black Metal Handle and Hardware
- BL - Black Metal Handle, Hardware, Locking Hasp ●
- PO - Plastic Black Handle, Zinc Hardware
- PB - Plastic Black Handle, Black Hardware
- PS - Plastic Black Handle, Stainless Steel Hardware
- P1 - Plastic Black Handle, Zinc Hardware, Locking Hasp ●
- P2 - Plastic Black Handle, Stainless Steel Hardware, Locking Hasp ●
- P3 - Plastic Black Handle, Black Hardware, Locking Hasp ●
- SS - Stainless Steel Handle and Hardware
- LS - Stainless Steel Handle and Hardware, Locking Hasp ●

Handle material types may not be combined.

RACK HOLES

- 00-Standard EIA
- M5-M5 Metric Tapped ✚
- M6-M6 Metric Tapped ✚
- SQ-Square ✚

SHELVES/DRAWERS

- 00-None Required
- EA-Equipment Angles
- FS-Fixed Shelf
- IR-Intermediate Rails
- KT-Keyboard Tray ✚
- RS-Rack Slides
- SD-Sliding Drawer
- SF-Sliding Shelf

OTHER OPTIONS

- 00-None Required
- CA-Removable Casters (4)
- CH-Card Holder
- CR-Chair ✚
- CS-Coupling Straps
- LR-Lifting/Tie Down Rings)
- SP-Storage Pouch
- TB-Table ✚

COMBINATIONS

- Z1-CH, SP
- Z2-CA, CS
- Z3-CA, CH, CS, SP
- Z4-CA, CH, CS, LR, SP
- Z5-CH, LR
- Z6-CS, SP
- ZC-CA, LR
- ZD-CA, CH, LR
- ZE-CA, CH, LR, SP
- ZF-CA, SP

THE ZERO WARRIOR RACKMOUNT CASE is a rotomolded, double entry case designed and engineered to provide complete protection for the most sensitive E.I.A 19" rackmountable equipment and instrumentation.

WARRIOR Rackmount cases meet the rigors of virtually all conditions including extreme temperatures, altitude, rain, sleet, snow, sand, and dust. Protection unparalleled in the industry. Warrior Cases are also available through our Quick-Ship Program.

Details available at: www.zerocases.com/quickship



Call 1.800.500.9376 for engineering & design assistance to meet specific requirements and custom colors.



- Lifting Rings:** Verify the application does not exceed the load carrying capacity of the lifting rings or case.
- Stacking:** Verify weight and support.
- Shock Mounts:** Equipment loads over 150 lbs (68 kg).

NOTES:

- Watertight Option not available with Locking Hasps.
- ▲ Select #01 Shock Mounts for 21" Case Body.
- ✚ Quick-Ship not available. Requires additional lead time.

ITAR, AS9100 Rev. C and ISO 9001:2008 Certified

HOW TO ORDER CASES

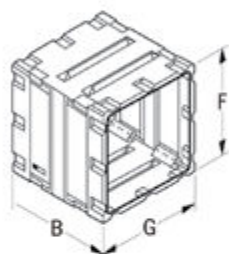
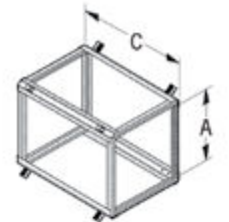
Standard Cases:	<ol style="list-style-type: none"> Go to www.zerocases.com/contact-us.html to find your local distributor or reseller. Call 800-959-5050 or email orders@zerocases.com to place an order directly with ZERO.
Customized Cases:	<ol style="list-style-type: none"> Go to www.zerocases.com/contact-us.html to find your local representative and request a quote or email your RFQ to quotes@zerocases.com
Quick-Ship Cases:	<ol style="list-style-type: none"> Go to www.zerocases.com/quickship to see options for low-quantity orders with shorter lead times.

ZERO MANUFACTURING, INC. | 500 West 200 North, North Salt Lake, Utah 84054 USA

Toll Free US 800-500-ZERO (9376) | Direct 801-298-5900 | Fax 801-292-9450 | Email sales@zerocases.com | Web

www.zerocases.com

EIA UNITS in/mm A	BODY DEPTH in/mm B	RACK DEPTH in/mm C	COVER HEIGHT in/mm D+E	CASE HEIGHT in/mm F	VOL-UME cubic ft/m	WEIGHT lb/kg	SWAY +/-	QUICK SHIP	ZERO PART #	NSN	WARRIOR ZDR 4U-6U
4U 7.12" (181 mm)	21/534	18/457	9/229	16.00/406	7.7/.22	51.0/23.1			ZDR042118-0303		<p>WARRIOR ZDR Shock Mount includes a 19" Rack. All weights are approximate.</p> <p>Std load range: 20-80 lbs (9.1-36.3 kg)</p> <p>+/- = Sway space to be increased or decreased dependent on customer selection.</p> <p>▼ = Decreased Sway Space</p> <p>QS = Quick-Ship is Available</p> <p>Drawing Specifications:</p> <p>Cover Height: 03 = 4.5 in (114.3 mm) (Exterior) 05 = 6.5 in (165.1 mm)</p> <p>Inside Depth: 03 = 3.0 in (76.2 mm) 05 = 5.0 in (127 mm)</p> <p>Case Width G = 27.25 in (692 mm)</p>
			11/279		7.9/.22	52.0/23.5		ZDR042118-0305			
			13/330		8.4/.24	54.0/24.5		ZDR042118-0505			
		9/229	7.7/.22		51.0/23.1		ZDR042121-0303				
		11/279	7.9/.22		52.0/23.5		ZDR042121-0305				
		13/330	8.4/.24		54.0/24.5		ZDR042121-0505				
	24/610	21/534	16.00/406	9/229	8.4/.24	54.0/24.5			ZDR042421-0303		
				11/279	8.7/.25	55.0/24.9		ZDR042421-0305			
				13/330	9.2/.26	57.0/25.9		ZDR042421-0505			
		24/610	16.00/406	9/229	8.4/.24	54.0/24.5			ZDR042424-0303		
				11/279	8.7/.25	55.0/24.9		ZDR042424-0305			
				13/330	9.2/.26	57.0/25.9		ZDR042424-0505			
	27/686	24/610	16.00/406	9/229	9.1/.26	57.0/25.9		QS	ZDR042724-0303	8145-01-582-5650	
				11/279	9.5/.27	58.0/26.3		QS	ZDR042724-0305	8145-01-582-5666	
				13/330	10.0/.28	60.0/27.3		QS	ZDR042724-0505		
		27/686	16.00/406	9/229	9.1/.26	57.0/25.9			ZDR042727-0303		
				11/279	9.5/.27	58.0/26.3			ZDR042727-0305		
				13/330	10.0/.28	60.0/27.3			ZDR042727-0505		
	30/762	27/686	16.00/406	9/229	9.8/.28	60.0/27.3		QS	ZDR043027-0303	8145-01-582-5683	
				11/279	10.3/.29	61.0/27.7		QS	ZDR043027-0305	8145-01-582-5684	
				13/330	10.8/.31	63.0/28.6		QS	ZDR043027-0505		
		30/762	16.00/406	9/229	9.8/.28	60.0/27.3			ZDR043030-0303		
				11/279	10.3/.29	61.0/27.7			ZDR043030-0305		
				13/330	10.8/.31	63.0/28.6			ZDR043030-0505		
5U 8.87" (225 mm)	21/534	18/457	9/229	17.75/451	7.6/.22	61.0/27.7			ZDR052118-0303		
			11/279		9.0/.25	62.0/28.1			ZDR052118-0305		
			13/330		9.3/.26	64.0/29.0			ZDR052118-0505		
		9/229	7.6/.22		61.0/27.7			ZDR052121-0303			
		11/279	9.0/.25		62.0/28.1			ZDR052121-0305			
		13/330	9.3/.26		64.0/29.0			ZDR052121-0505			
	24/610	21/534	17.75/451	9/229	8.7/.25	64.0/29.5			ZDR052421-0303		
				11/279	9.8/.28	65.0/30.0			ZDR052421-0305		
				13/330	10.2/.29	67.0/30.4			ZDR052421-0505		
		24/610	17.75/451	9/229	8.7/.25	64.0/29.5			ZDR052424-0303		
				11/279	9.8/.28	65.0/30.0			ZDR052424-0305		
				13/330	10.2/.29	67.0/30.4			ZDR052424-0505		
	27/686	24/610	17.75/451	9/229	9.8/.28	67.0/30.4		QS	ZDR052724-0303	8145-01-582-5687	
				11/279	10.6/.30	68.0/30.9		QS	ZDR052724-0305	8145-01-582-5690	
				13/330	11.1/.31	70.0/31.8		QS	ZDR052724-0505		
		27/686	17.75/451	9/229	9.8/.28	67.0/30.4			ZDR052727-0303		
				11/279	10.6/.30	68.0/30.9			ZDR052727-0305		
				13/330	11.1/.31	70.0/31.8			ZDR052727-0505		
	30/762	27/686	17.75/451	9/229	10.9/.31	70.0/31.8		QS	ZDR053027-0303	8145-01-582-5691	
				11/279	11.4/.32	71.0/32.2		QS	ZDR053027-0305	8145-01-582-5435	
				13/330	12.0/.34	73.0/33.1		QS	ZDR053027-0505		
		30/762	17.75/451	9/229	10.9/.31	70.0/31.8			ZDR053030-0303		
				11/279	11.4/.32	71.0/32.2			ZDR053030-0305		
				13/330	12.0/.34	73.0/33.1			ZDR053030-0505		
6U 10.63" (270 mm)	24/610	21/534	9/229	17.75/451	9.9/.28	60.0/27.2	+/-		ZDR062421-0303		
			11/279		10.3/.29	61.0/27.7	+/-		ZDR062421-0305		
			13/330		11.1/.31	63.0/28.6	+/-		ZDR062421-0505		
		9/229	9.9/.28		60.0/27.2	+/-		ZDR062424-0303			
		11/279	10.3/.29		61.0/27.7	+/-		ZDR062424-0305			
		13/330	11.1/.31		63.0/28.6	+/-		ZDR062424-0505			
	27/686	24/610	17.75/451	9/229	10.8/.31	63.0/28.6	+/-	QS	ZDR062724-0303	8145-01-582-5438	
				11/279	11.3/.32	64.0/29.1	+/-	QS	ZDR062724-0305	8145-01-582-5447	
				13/330	12.0/.34	66.0/30.0	+/-	QS	ZDR062724-0505		
		27/686	17.75/451	9/229	10.8/.31	63.0/28.6	+/-		ZDR062727-0303		
				11/279	11.3/.32	64.0/29.1	+/-		ZDR062727-0305		
				13/330	12.0/.34	66.0/30.0	+/-		ZDR062727-0505		
	30/762	27/686	17.75/451	9/229	11.7/.33	66.0/30.0	+/-	QS	ZDR063027-0303	8145-01-582-5454	
				11/279	12.3/.35	67.0/30.4	+/-	QS	ZDR063027-0305	8145-01-582-5460	
				13/330	12.9/.37	69.0/31.4	+/-	QS	ZDR063027-0505		
		30/762	17.75/451	9/229	11.7/.33	66.0/30.0	+/-		ZDR063030-0303		
				11/279	12.3/.35	67.0/30.4	+/-		ZDR063030-0305		
				13/330	12.9/.37	69.0/31.4	+/-		ZDR063030-0505		



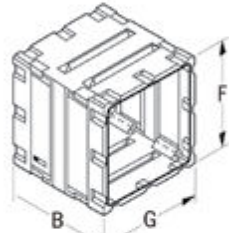
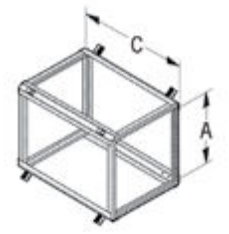
Custom sizes and colors available on special order. Call 1.800.959.5050

©2015 ZERO MANUFACTURING INC., ZERO CASES (UK) LTD. ALL RIGHTS RESERVED. ZERO reserves the right to modify product specifications, features and information. Technical information is known to be correct at the time of publication.



TO LEARN MORE ABOUT ZERO'S WARRIOR RACKMOUNT CASES VISIT WWW.ZEROCASES.COM

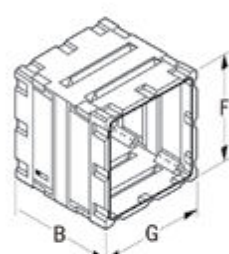
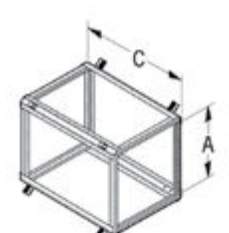
EIA UNITS in/mm A	BODY DEPTH in/mm B	RACK DEPTH in/mm C	COVER HEIGHT in/mm D+E	CASE HEIGHT in/mm F	VOL- UME cubic ft/m	WEIGHT lb/kg	SWAY +/-	QUICK SHIP	ZERO PART #	NSN	WARRIOR ZDR 7U-10U
7U 12.37" (314 mm)	24/610	21/534	9/229	21.25/540	11.0/.31	64.0/29.0			ZDR072421-0303		<p>WARRIOR ZDR Shock Mount includes a 19" Rack. All weights are approximate.</p> <p>Std load range: 20-80 lbs (9.1-36.3 kg)</p> <p>+/- = Sway space to be increased or decreased dependent on customer selection.</p> <p>▼ = Decreased Sway Space</p> <p>QS = Quick-Ship is Available</p> <p>Drawing Specifications:</p> <p>Cover Height: 03 = 4.5 in (114.3 mm) (Exterior) 05 = 6.5 in (165.1 mm)</p> <p>Inside Depth: 03 = 3.0 in (76.2 mm) 05 = 5.0 in (127 mm)</p> <p>Case Width G = 27.25 in (692 mm)</p>
			11/279		11.7/.33	65.0/29.4		ZDR072421-0305			
		13/330	12.4/.35		67.0/30.4		ZDR072421-0505				
		9/229	11.0/.31		64.0/29.0		ZDR072424-0303				
	24/610	21/534	11/279	11.7/.33	65.0/29.4		ZDR072424-0305		ZDR072724-0303	8145-01-582-5467	
			13/330	12.4/.35	67.0/30.4		ZDR072724-0305	8145-01-582-5476			
		9/229	12.0/.34	66.0/30.0		QS	ZDR072724-0505				
		11/279	12.7/.36	67.0/30.4		QS	ZDR072727-0303				
	27/686	21.25/540	13/330	13.4/.38	69.0/31.4		QS	ZDR072727-0305			
			9/229	12.0/.34	66.0/30.0			ZDR072727-0505			
		27/686	11/279	12.7/.36	67.0/30.4			ZDR072727-0305			
			13/330	13.4/.38	69.0/31.4			ZDR072727-0505			
30/762	27/686	9/229	13.0/.37	68.0/30.9		QS	ZDR073027-0303	8145-01-582-5488			
		11/279	13.7/.39	69.0/31.4		QS	ZDR073027-0305	8145-01-582-5496			
	30/762	13/330	14.4/.41	71.0/32.2		QS	ZDR073027-0505				
		9/229	13.0/.37	68.0/30.9			ZDR073030-0303				
8U 14.12" (358 mm)	24/610	21/534	9/229	21.25/540	11.9/.34	69.0/31.4	+/-		ZDR082421-0303		
			11/279		12.6/.36	70.0/31.8	+/-		ZDR082421-0305		
		13/330	13.4/.38		72.0/32.7	+/-		ZDR082421-0505			
		9/229	11.9/.34		69.0/31.4	+/-		ZDR082424-0303			
	24/610	21/534	11/279	12.6/.36	70.0/31.8	+/-			ZDR082424-0305		
			13/330	13.4/.38	72.0/32.7	+/-		ZDR082424-0505			
		27/686	9/229	13.0/.37	71.0/32.2	+/-	QS	ZDR082724-0303	8145-01-582-5218		
			11/279	13.7/.39	72.0/32.7	+/-	QS	ZDR082724-0305	8145-01-582-5155		
	27/686	21.25/540	13/330	14.5/.41	74.0/33.6	+/-	QS	ZDR082724-0505			
			9/229	13.0/.37	71.0/32.2	+/-		ZDR082727-0303			
		27/686	11/279	13.7/.39	72.0/32.7	+/-		ZDR082727-0305			
			13/330	14.5/.41	74.0/33.6	+/-		ZDR082727-0505			
30/762	27/686	9/229	14.1/.40	73.0/33.1	+/-	QS	ZDR083027-0303	8145-01-582-5241			
		11/279	14.8/.42	74.0/33.6	+/-	QS	ZDR083027-0305	8145-01-582-5278			
	30/762	13/330	15.6/.44	76.0/34.5	+/-	QS	ZDR083027-0505				
		9/229	14.1/.40	73.0/33.1	+/-		ZDR083030-0303				
9U 15.87" (403 mm)	24/610	21/534	9/229	24.75/629	12.2/.35	75.0/34.1			ZDR092421-0303		
			11/279		13.6/.38	76.0/34.5			ZDR092421-0305		
		13/330	14.3/.40		78.0/35.4			ZDR092421-0505			
		9/229	12.2/.35		75.0/34.1			ZDR092424-0303			
	24/610	21/534	11/279	13.6/.38	76.0/34.5				ZDR092424-0305		
			13/330	14.3/.40	78.0/35.4			ZDR092424-0505			
		27/686	9/229	13.7/.39	77.0/35.0		QS	ZDR092724-0303	8145-01-582-5317		
			11/279	14.8/.42	78.0/35.4		QS	ZDR092724-0305	8145-01-582-5325		
	27/686	24.75/629	13/330	15.6/.44	80.0/36.3		QS	ZDR092724-0505			
			9/229	13.7/.39	77.0/35.0			ZDR092727-0303			
		27/686	11/279	14.8/.42	78.0/35.4			ZDR092727-0305			
			13/330	15.6/.44	80.0/36.3			ZDR092727-0505			
30/762	27/686	9/229	15.2/.43	79.0/35.0		QS	ZDR093027-0303	8145-01-582-5333			
		11/279	16.0/.45	80.0/35.4		QS	ZDR093027-0305	8145-01-582-5339			
	30/762	13/330	16.7/.47	82.0/36.6		QS	ZDR093027-0505				
		9/229	15.2/.43	79.0/35.0			ZDR093030-0303				
10U 17.62" (448 mm)	24/610	21/534	11/279	24.75/629	13.7/.39	79.0/35.8	+/-		ZDR102421-0303		
			13/330		14.5/.41	80.0/36.2	+/-		ZDR102421-0305		
		9/229	15.5/.44		82.0/37.3	+/-		ZDR102421-0505			
		11/279	13.7/.39		79.0/35.8	+/-		ZDR102424-0303			
	24/610	21/534	11/279	14.5/.41	80.0/36.2	+/-			ZDR102424-0305		
			13/330	15.5/.44	82.0/37.3	+/-		ZDR102424-0505			
		27/686	9/229	15.0/.42	81.0/36.8	+/-	QS	ZDR102724-0303	8145-01-582-5129		
			11/279	15.8/.45	82.0/37.2	+/-	QS	ZDR102724-0305	8145-01-582-5081		
	27/686	24.75/629	13/330	16.7/.47	84.0/38.2	+/-	QS	ZDR102724-0505			
			9/229	15.0/.42	81.0/36.8	+/-		ZDR102727-0303			
		27/686	11/279	15.8/.45	82.0/37.2	+/-		ZDR102727-0305			
			13/330	16.7/.47	84.0/38.2	+/-		ZDR102727-0505			
30/762	27/686	9/229	16.3/.46	83.0/37.6	+/-	QS	ZDR103027-0303	8145-01-582-7460			
		11/279	17.1/.48	84.0/38.2	+/-	QS	ZDR103027-0305	8145-01-582-7486			
	30/762	13/330	17.9/.51	86.0/39.1	+/-	QS	ZDR103027-0505				
		9/229	16.3/.46	83.0/37.6	+/-		ZDR103030-0303				
30/762	27/686	11/279	17.1/.48	84.0/38.2	+/-			ZDR103030-0305			
		13/330	17.9/.51	86.0/39.1	+/-		ZDR103030-0505				



Need Assistance?
Call 1.800.959.5050
to speak to Sales and
Quoting Service Reps
or send an email to
quotes@zerocases.com

©2015 ZERO MANUFACTURING INC.,
ZERO CASES (UK) LTD. ALL RIGHTS
RESERVED. ZERO reserves the right to
modify product specifications, features
and information. Technical information
is known to be correct at the time of
publication.

EIA UNITS in/mm A	BODY DEPTH in/mm B	RACK DEPTH in/mm C	COVER HEIGHT in/mm D+E	CASE HEIGHT in/mm F	VOL-UME cubic ft/m	WEIGHT lb/kg	SWAY +/-	QUICK SHIP	ZERO PART #	NSN	WARRIOR ZDR 11U-15U
11U 19.38" (492 mm)	24/610	21/534	9/229	28.25/718	14.7/.42	80.0/36.2			ZDR112421-0303		<p>WARRIOR ZDR Shock Mount includes a 19" Rack. All weights are approximate.</p> <p>Std load range: 20-80 lbs (9.1-36.3 kg)</p> <p>+/- = Sway space to be increased or decreased dependent on customer selection.</p> <p>▼ = Decreased Sway Space</p> <p>QS = Quick-Ship is Available</p> <p>Drawing Specifications:</p> <p>Cover Height: 03 = 4.5 in (114.3 mm) (Exterior) 05 = 6.5 in (165.1 mm)</p> <p>Inside Depth: 03 = 3.0 in (76.2 mm) 05 = 5.0 in (127 mm)</p> <p>Case Width G = 27.25 in (692 mm)</p>
			11/279		15.6/.44	81.0/36.6	ZDR112421-0305				
			13/330		16.5/.47	83.0/37.6	ZDR112421-0505				
		9/229	14.7/.42		80.0/36.2	ZDR112424-0303					
		11/279	15.6/.44		81.0/36.6	ZDR112424-0305					
		13/330	16.5/.47		83.0/37.6	ZDR112424-0505					
	27/686	24/610	9/229	16.0/.45	82.0/37.2	QS	ZDR112724-0303	8145-01-582-7491			
			11/279	16.9/.48	83.0/37.6	QS	ZDR112724-0305	8145-01-582-7683			
			13/330	17.8/.50	85.0/38.6	QS	ZDR112724-0505				
		27/686	9/229	16.0/.45	82.0/37.2	ZDR112727-0303					
			11/279	16.9/.48	83.0/37.6	ZDR112727-0305					
			13/330	17.8/.50	85.0/38.6	ZDR112727-0505					
30/762	27/686	9/229	17.3/.49	84.0/38.2	QS	ZDR113027-0303	8145-01-582-7690				
		11/279	18.2/.52	85.0/38.6	QS	ZDR113027-0305	8145-01-582-7725				
		13/330	19.1/.54	87.0/39.5	QS	ZDR113027-0505					
	30/762	9/229	17.3/.49	84.0/38.2	ZDR113030-0303						
		11/279	18.2/.52	85.0/38.6	ZDR113030-0305						
		13/330	19.1/.54	87.0/39.5	ZDR113030-0505						
12U 21.25" (536 mm)	24/610	21/534	9/229	28.25/718	15.6/.44	80.0/36.2	▼	ZDR122421-0303			
			11/279		16.5/.47	81.0/36.6	▼	ZDR122421-0305			
			13/330		17.5/.50	83.0/37.6	▼	ZDR122421-0505			
		9/229	15.6/.44		80.0/36.2	▼	ZDR122424-0303				
		11/279	16.5/.47		81.0/36.6	▼	ZDR122424-0305				
		13/330	17.5/.50		83.0/37.6	▼	ZDR122424-0505				
	27/686	24/610	9/229	17.0/.48	82.0/37.2	▼	QS	ZDR122724-0303			
			11/279	17.9/.51	83.0/37.6	▼	QS	ZDR122724-0305			
			13/330	18.9/.53	85.0/38.6	▼	QS	ZDR122724-0505	6625-01-543-2932		
		27/686	9/229	17.0/.48	82.0/37.2	▼	ZDR122727-0303				
			11/279	17.9/.51	83.0/37.6	▼	ZDR122727-0305				
			13/330	18.9/.53	85.0/38.6	▼	ZDR122727-0505				
30/762	27/686	9/229	18.4/.52	84.0/38.2	▼	QS	ZDR123027-0303	8145-01-582-7730			
		11/279	19.3/.55	85.0/38.6	▼	QS	ZDR123027-0305	8145-01-582-7734			
		13/330	20.3/.57	87.0/39.5	▼	QS	ZDR123027-0505				
	30/762	9/229	18.4/.52	84.0/38.2	▼	ZDR123030-0303					
		11/279	19.3/.55	85.0/38.6	▼	ZDR123030-0305					
		13/330	20.3/.57	87.0/39.5	▼	ZDR123030-0505					
14U 24.62" (625 mm)	24/610	21/534	9/229	33.50/785	17.2/.49	85.0/38.6		ZDR142421-0303			
			11/279		18.4/.52	86.0/39.1	ZDR142421-0305				
			13/330		19.3/.55	88.0/40.0	ZDR142421-0505				
		9/229	17.2/.49		85.0/38.6	ZDR142424-0303					
		11/279	18.4/.52		86.0/39.1	ZDR142424-0305					
		13/330	19.3/.55		88.0/40.0	ZDR142424-0505					
	27/686	24/610	9/229	18.9/.53	87.0/39.5	QS	ZDR142724-0303	8145-01-582-7898			
			11/279	20.0/.57	88.0/40.0	QS	ZDR142724-0305	8145-01-582-8177			
			13/330	21.0/.59	90.0/40.9	QS	ZDR142724-0505				
		27/686	9/229	18.9/.53	87.0/39.5	ZDR142727-0303					
			11/279	20.0/.57	88.0/40.0	ZDR142727-0305					
			13/330	21.0/.59	90.0/40.9	ZDR142727-0505					
30/762	27/686	9/229	20.6/.58	89.0/40.5	QS	ZDR143027-0303					
		11/279	21.6/.61	90.0/40.9	QS	ZDR143027-0305					
		13/330	22.7/.64	92.0/41.8	QS	ZDR143027-0505	5895-01-552-9388				
	30/762	9/229	20.6/.58	89.0/40.5	ZDR143030-0303						
		11/279	21.6/.61	90.0/40.9	ZDR143030-0305						
		13/330	22.7/.64	92.0/41.8	ZDR143030-0505						
15U 26.37" (670 mm)	24/610	21/534	9/229	33.50/851	18.4/.52	85.0/38.7	▼	ZDR152421-0303			
			11/279		19.3/.55	86.0/39.1	▼	ZDR152421-0305			
			13/330		20.6/.58	88.0/40.0	▼	ZDR152421-0505			
		9/229	18.4/.52		85.0/38.7	▼	ZDR152424-0303				
		11/279	19.3/.55		86.0/39.1	▼	ZDR152424-0305				
		13/330	20.6/.58		88.0/40.0	▼	ZDR152424-0505				
	27/686	24/610	9/229	20.0/.57	87.0/39.5	▼	QS	ZDR152724-0303	8145-01-582-8182		
			11/279	21.0/.59	88.0/40.0	▼	QS	ZDR152724-0305	8145-01-582-8187		
			13/330	22.2/.63	90.0/40.9	▼	QS	ZDR152724-0505			
		27/686	9/229	20.0/.57	87.0/39.5	▼	ZDR152727-0303				
			11/279	21.0/.59	88.0/40.0	▼	ZDR152727-0305				
			13/330	22.2/.63	90.0/40.9	▼	ZDR152727-0505				
30/762	27/686	9/229	21.6/.61	89.0/40.5	▼	QS	ZDR153027-0303	8145-01-582-8263			
		11/279	22.7/.64	90.0/40.9	▼	QS	ZDR153027-0305	8145-01-582-8276			
		13/330	23.8/.67	92.0/41.8	▼	QS	ZDR153027-0505				
	30/762	9/229	21.6/.61	89.0/40.5	▼	ZDR153030-0303					
		11/279	22.7/.64	90.0/40.9	▼	ZDR153030-0305					
		13/330	23.8/.67	92.0/41.8	▼	ZDR153030-0505					



Need Assistance?
Call 1.800.959.5050
to speak to Sales and Quoting Service Reps or send an email to quotes@zerocases.com

©2015 ZERO MANUFACTURING INC., ZERO CASES (UK) LTD. ALL RIGHTS RESERVED. ZERO reserves the right to modify product specifications, features and information. Technical information is known to be correct at the time of publication.

ZERO KNOWS

19" RACKMOUNT CASES

WARRIOR WITH REMOVABLE RACK



BUYERS GUIDE AND PART NUMBER BUILDER
 SELECT CASE SIZES AND OPTIONS. CUSTOM PARTS & BUILDS ARE AVAILABLE
 FOR QUESTIONS, CALL 1.800.959.5050, FOR A QUOTE CALL, FAX OR EMAIL

CASE NUMBER

ZDRR [U SIZE] [BODY] [RACK] [FRONT] [REAR] [] [] [] [] [] [] [] []

U SIZE

- 04-4U
- 05-5U
- 06-6U
- 07-7U
- 08-8U

BODY DEPTH

- 21"▲
- 24"
- 27"
- 30"

RACK DEPTH

- 18-18"/457 mm
- 21-21"/534 mm
- 24-24"/610 mm
- 27-27"/686 mm
- 30-30"/762 mm

COVERS (INTERIOR DEPTH)

- 03-3"/76 mm
- 05-5"/127 mm

ENVIRONMENT

- 00-None Required
- HI-Humidity Indicator
- PV-Pressure Valve

COMBINATIONS

- PH-PV, HI
- WT-Watertight, PV
- WV-WT, HI, PV

Watertight may not be combined with Locking Hasp.

RACK HOLES

- 00-Standard EIA
- M5-M5 Metric Tapped
- M6-M6 Metric Tapped
- SQ-Square

SHELVES/DRAWERS

- 00-None Required
- EA-Equipment Angles
- FS-Fixed Shelf
- IR-Intermediate Rails
- KT-Keyboard Tray
- RS-Rack Slides
- SD-Sliding Drawer
- SF-Sliding Shelf

OTHER OPTIONS

- 00-None Required
- CA-Removable Casters (4)
- CH-Card Holder
- CR-Chair
- CS-Coupling Straps
- LR-Lifting/Tie Down Rings
- SP-Storage Pouch
- TB-Table

COMBINATIONS

- Z1-CH, SP
- Z2-CA, CS
- Z3-CA, CH, CS, SP
- Z4-CA, CH, CS, LR, SP
- Z5-CH, LR
- Z6-CS, SP
- ZC-CA, LR
- ZD-CA, CH, LR
- ZE-CA, CH, LR, SP
- ZF-CA, SP

COLORS

- BK-Black 27040
- DB-Dark Blue 25102
- DS-Desert Sand 33446
- FG-Forest Green 24052
- GR-Gray 26270
- MR-Maroon PMS 202
- MB-Medium Blue 25190
- NA-Natural
- NG-NATO Green RAL6014
- OD-Olive Drab 24097
- OR-Orange 12197
- RD-Red 21105
- WH-White 27925
- YW-Yellow 23785

Color numbers to FED-STD-595 for reference.

SHOCK MOUNTS (EQUIPMENT WEIGHT)

- 01-20 to 49 lbs▲ (9.1 to 22.2 kg)
- 02-50 to 80 lbs (22.7 to 36.3 kg)
- 03-81 to 150 lbs (36.8 to 68 kg)

Call for loads over 150 lbs.

Standard Equipment Load Ranges

Shock Mounts Per System	Load Ranges (lbs/kg) For Equipment Installed in Rack
8 ea	20 to 49 lbs / 9.1 to 22.2 kg
8 ea	50 to 80 lbs / 22.7 to 36.3 kg
8 ea	81 to 150 lbs / 36.8 to 68.1 kg

THE ZERO WARRIOR REMOVABLE RACK CASE

is a rotomolded, double entry case designed and engineered to provide complete protection for the most sensitive E.I.A 19" rackmountable equipment and instrumentation.

The Removable Rackmount Case meets the rigors of virtually all conditions including extreme altitude, rain, sleet, snow, sand, temperatures, and dust.

KEY FEATURES

- Shock-mounted Removable Rack
- Flexibility to build to custom needs
- Strong, lightweight polyethylene construction
- Portable, stackable and rugged
- Variety of standard & custom finishes and colors

Call 1.800.500.9376 for engineering & design assistance to meet specific requirements, specific colors and customization.

Lifting Rings: Verify the application does not exceed the load carrying capacity of the lifting rings or case.

Stacking: Verify weight and support.

Shock Mounts: Equipment loads over 150 lbs (68 kg).

NOTES:
Quick-Ship not available for Removable Rack Cases.
 ▲ Select #01 Shock Mounts for 21" Case Body.
 ○ Watertight Valve not available with Locking Hasps.



www.zerocases.com

HOW TO ORDER CASES

<i>Standard Cases:</i>	<ol style="list-style-type: none"> 1. Go to www.zerocases.com/contact-us.html to find your local distributor or reseller. 2. Call 800-959-5050 or email orders@zerocases.com to place an order directly with ZERO.
<i>Customized Cases:</i>	<ol style="list-style-type: none"> 1. Go to www.zerocases.com/contact-us.html to find your local representative and request a quote or email your RFQ to quotes@zerocases.com

ZERO MANUFACTURING, INC. | 500 West 200 North, North Salt Lake, Utah 84054 USA

Toll Free US 800-500-ZERO (9376) | Direct 801-298-5900 | Fax 801-292-9450 | Email sales@zerocases.com | Web


www.zerocases.com

ZERO KNOWS

19" RACKMOUNT CASE WITH REMOVABLE RACK

SELECT CASE SIZE AND OPTIONS
CALL 1.800.500.ZERO (9376)
FAX 1.801.292.9450

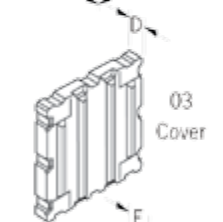
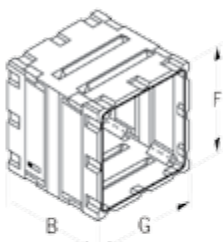
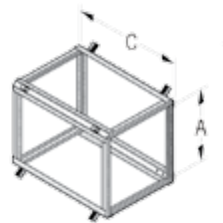
TO LEARN MORE VISIT ABOUT ZERO CASES
VISIT WWW.ZEROCASES.COM



WARRIOR ZDRR 4U-8U

EIA UNITS in/mm A	BODY DEPTH in/mm B	RACK DEPTH in/mm C	COVER HEIGHT in/mm D+E	CASE HEIGHT in/mm F	VOLUME cubic ft/m	WEIGHT lb/kg	SWAY +/-	ZERO PART#	NSN
-------------------------	--------------------------	--------------------------	------------------------------	---------------------------	----------------------	-----------------	-------------	------------	-----

WARRIOR ZDRR includes a Removable, Shock Mount 19" Rack.
All weights are approximate.
Std load range: 20-80 lbs (9.1-36.3 kg)
+/- = Sway space to be increased or decreased dependent on selection.
Drawing Specifications:
Cover Height: 03 = 4.5 in (114.3 mm)
(Exterior) 05 = 6.5 in (165.1 mm)
Inside Depth: 03 = 3.0 in (76.2 mm)
05 = 5.0 in (127 mm)
Case Width G = 27.25 in (692 mm)



4U 7.12" (181 mm)	21/534	18/457	9/229	16.00/406	7.7/.22	51.0/21.2		ZDRR042118-0303		
			11/279		7.9/.22	52.0/21.7	ZDRR042118-0305			
			13/330		8.4/.24	53.0/22.6	ZDRR042118-0505			
	24/610	21/534	9/229	16.00/406	8.4/.24	56.0/24.4		ZDRR042421-0303		
			11/279		8.7/.25	57.0/24.9	ZDRR042421-0305			
			13/330		9.2/.26	58.0/25.8	ZDRR042421-0505			
	27/686	24/610	9/229	16.00/406	8.4/.24	58.5/26.0		ZDRR042724-0303		
			11/279		8.7/.25	59.5/26.5	ZDRR042724-0305			
			13/330		9.2/.26	60.5/27.4	ZDRR042724-0505			
	30/762	27/686	9/229	16.00/406	8.4/.24	61.0/27.6		ZDRR043027-0303		
			11/279		8.7/.25	62.0/28.1	ZDRR043027-0305			
			13/330		9.2/.26	64.0/29.0	ZDRR043027-0505			
5U 8.87" (225 mm)	21/534	18/457	9/229	17.75/451	8.0/.23	64.5/29.2		ZDRR052118-0303		
			11/279		8.8/.25	65.5/29.7	ZDRR052118-0305			
			13/330		9.3/.26	67.5/30.6	ZDRR052118-0505			
	24/610	21/534	9/229	17.75/451	8.9/.25	71.5/32.4		ZDRR052421-0303		
			11/279		9.7/.27	72.5/32.9	ZDRR052421-0305			
			13/330		10.2/.29	74.5/33.8	ZDRR052421-0505			
	27/686	24/610	9/229	17.75/451	9.8/.28	75.05/34.0		ZDRR052724-0303	8145-01-582-8695	
			11/279		10.6/.30	76.05/34.5	ZDRR052724-0305	8145-01-582-8698		
			13/330		11.1/.31	78.05/35.4	ZDRR052724-0505			
	30/762	27/686	9/229	17.75/451	10.9/.31	78.56/35.6		ZDRR053027-0303	8145-01-582-8700	
			11/279		11.4/.32	79.56/36.1	ZDRR053027-0305	8145-01-582-8704		
			13/330		12.0/.34	81.56/37.0	ZDRR053027-0505			
6U 10.63" (270 mm)	24/610	21/534	9/229	17.75/451	10.8/.31	70.22/30.2	+/-	ZDRR062421-0303		
			11/279		11.3/.32	68.22/31.2	+/-	ZDRR062421-0305		
			13/330		12.0/.34	70.72/32.1	+/-	ZDRR062421-0505		
	27/686	24/610	9/229	17.75/451	10.8/.31	71.22/32.3	+/-	ZDRR062724-0303	8145-01-582-8712	
			11/279		11.3/.32	72.22/32.8	+/-	ZDRR062724-0305	8145-01-582-8718	
			13/330		12.0/.34	74.22/33.7	+/-	ZDRR062724-0505		
	30/762	27/686	9/229	17.75/451	11.7/.33	74.73/33.9	+/-	ZDRR063027-0303	8145-01-582-5545	
			11/279		12.3/.35	75.73/34.4	+/-	ZDRR063027-0305	8145-01-582-5818	
			13/330		12.9/.37	77.73/35.3	+/-	ZDRR063027-0505		
	7U 12.37" (314 mm)	24/610	21/534	9/229	21.25/540	12.0/.34	71.88/32.8		ZDRR072421-0303	
				11/279		12.7/.36	72.88/33.2		ZDRR072421-0305	
				13/330		13.4/.38	74.88/34.1		ZDRR072421-0505	
27/686		24/610	9/229	21.25/540	12.0/.34	74.39/33.7		ZDRR072724-0303	8145-01-582-5824	
			11/279		12.7/.36	75.39/34.2		ZDRR072724-0305	8145-01-582-5855	
			13/330		13.4/.38	77.39/35.1		ZDRR072724-0505		
30/762	27/686	9/229	21.25/540	13.0/.37	76.90/34.9		ZDRR073027-0303	8145-01-582-5894		
		11/279		13.7/.39	77.90/35.3		ZDRR073027-0305	8145-01-582-5876		
		13/330		14.4/.41	79.90/36.2		ZDRR073027-0505			
8U 14.12" (358 mm)	24/610	21/534	9/229	21.25/540	13.0/.37	77.05/34.8	+/-	ZDRR082421-0303		
			11/279		13.7/.39	78.05/35.3	+/-	ZDRR082421-0305		
			13/330		14.5/.41	80.05/36.2	+/-	ZDRR082421-0505		
	27/686	24/610	9/229	21.25/540	13.0/.37	79.56/36.0	+/-	ZDRR082724-0303	8145-01-582-5897	
			11/279		13.7/.39	80.56/36.5	+/-	ZDRR082724-0305	8145-01-582-5898	
			13/330		14.5/.41	82.56/37.4	+/-	ZDRR082724-0505		
	30/762	27/686	9/229	21.25/540	14.1/.40	82.07/37.2	+/-	ZDRR083027-0303	8145-01-584-7882	
			11/279		14.8/.42	83.07/37.7	+/-	ZDRR083027-0305	8145-01-582-5909	
			13/330		15.6/.44	85.07/38.6	+/-	ZDRR083027-0505		



©2015 ZERO MANUFACTURING INC. ALL RIGHTS RESERVED. ZERO reserves the right to modify product specifications, features and information. Technical information is known to be correct at the time of publication.

WARRIOR ZDC 4U-14U

ZERO KNOWS 19" RACKMOUNT SERIES WARRIOR STORAGE CASE

CALL 1.800.500.ZERO (9376)
FAX 1.801.292.9450
VISIT WWW.ZEROCASES.COM

CONVENIENT STORAGE CASES TO MATCH ZERO'S WARRIOR LINE OF SHOCKMOUNT CASES

TO ORDER ZERO'S WARRIOR CASES
SELECT CASE SIZE AND OPTIONS
USING THE PART NUMBER BUILDER
CALL TODAY FOR CUSTOM ORDERS

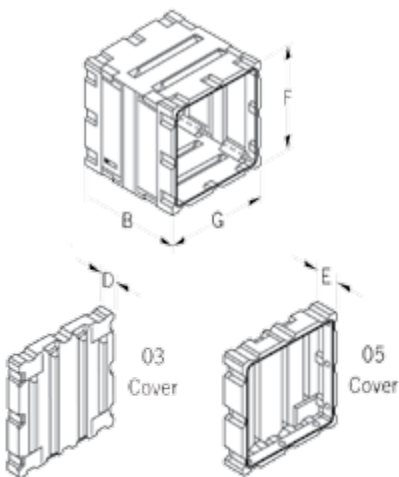
Need a special configuration?
Size? Color? ZERO's engineers
and designers can modify or
create original designs to meet
your specifications.

WARRIOR ZDC Case is without a rack.
All weights are approximate.
Drawing Specifications:

Cover Height: 03 = 4.5 in (114.3 mm)
(Exterior) 05 = 6.5 in (165.1 mm)

Inside Depth: 03 = 3.0 in (76.2 mm)
05 = 5.0 in (127 mm)

Case Width G = 27.25 in (692 mm)



©2015 ZERO MANUFACTURING INC. ALL RIGHTS
RESERVED. ZERO reserves the right to modify product
specifications, features and information. Technical
information is known to be correct at the time of
publication.

EIA UNITS in/mm A	BODY DEPTH in/mm B	COVER HEIGHT in/mm D + E	CASE HEIGHT in/mm F	VOLUME cubic ft/m	WEIGHT lb/kg	ZERO PART#	NSN
4U 7.12" (181 mm)	21/534	9/229	16.00/406	7.7/.22	46/20.8	ZDR0421-0303	
		11/279		7.9/.22	47/21.6	ZDR0421-0305	
		13/330		8.4/.24	49/22.2	ZDR0421-0505	
	24/610	9/229	16.00/406	8.4/.24	49/22.2	ZDC0424-0303	
		11/279		8.7/.25	50/22.8	ZDC0424-0305	
		13/330		9.2/.26	52/23.6	ZDC0424-0505	
	27/686	9/229	16.00/406	9.1/.26	52/23.6	ZDC0427-0303	8145-01-582-5723
		11/279		9.5/.27	53/24.0	ZDC0427-0305	
		13/330		10.0/.28	55/25.0	ZDC0427-0505	
	30/762	9/229	16.00/406	9.8/.28	55/25.0	ZDC0430-0303	8145-01-582-5748
		11/279		10.3/.29	56/25.4	ZDC0430-0305	
		13/330		10.8/.31	58/26.3	ZDC0430-0505	
5U 8.87" (225 mm)	21/534	9/229	17.75/451	7.6/.22	56/25.4	ZDR0521-0303	
		11/279		9.0/.25	57/25.8	ZDR0521-0305	
		13/330		9.3/.26	59/26.8	ZDR0521-0505	
	24/610	9/229	17.75/451	8.7/.25	59/26.8	ZDC0524-0303	
		11/279		9.8/.28	60/27.2	ZDC0524-0305	
		13/330		10.2/.29	62/28.1	ZDC0524-0505	
	27/686	9/229	17.75/451	9.8/.28	62/28.1	ZDC0527-0303	8145-01-582-5763
		11/279		10.6/.30	63/28.6	ZDC0527-0305	
		13/330		11.1/.31	65/29.5	ZDC0527-0505	
	30/762	9/229	17.75/451	10.9/.31	65/29.5	ZDC0530-0303	8145-01-582-5778
		11/279		11.4/.32	66/30.0	ZDC0530-0305	
		13/330		12.0/.34	68/30.9	ZDC0530-0505	
7U 12.37" (314 mm)	24/610	9/229	21.25/540	11.0/.31	59/26.8	ZDC0724-0303	
		11/279		11.7/.33	60/27.2	ZDC0724-0305	
		13/330		12.4/.35	62/28.1	ZDC0724-0505	
	27/686	9/229	21.25/540	12.0/.34	61/27.7	ZDC0727-0303	8145-01-582-5784
		11/279		12.7/.36	62/28.1	ZDC0727-0305	
		13/330		13.4/.38	64/29.1	ZDC0727-0505	
30/762	9/229	21.25/540	13.0/.37	63/28.6	ZDC0730-0303	8145-01-582-5970	
	11/279		13.7/.39	64/29.1	ZDC0730-0305		
	13/330		14.4/.41	66/30.0	ZDC0730-0505		
9U 15.87" (403 mm)	24/610	9/229	24.75/629	12.2/.35	69/31.3	ZDC0924-0303	
		11/279		13.6/.38	70/31.8	ZDC0924-0305	
		13/330		14.3/.40	72/32.7	ZDC0924-0505	
	27/686	9/229	24.75/629	13.7/.39	71/32.2	ZDC0927-0303	8145-01-582-5980
		11/279		14.8/.42	72/32.7	ZDC0927-0305	
		13/330		15.6/.44	74/33.6	ZDC0927-0505	
	30/762	9/229	24.75/629	15.2/.43	73/33.1	ZDC0930-0303	8145-01-582-5988
		11/279		16.0/.45	74/33.6	ZDC0930-0305	
		13/330		16.7/.47	76/34.5	ZDC0930-0505	
11U 19.38" (492 mm)	24/610	9/229	28.25/718	14.7/.42	74/33.6	ZDC1124-0303	
		11/279		15.6/.44	75/34.1	ZDC1124-0305	
		13/330		16.5/.47	77/35.0	ZDC1124-0505	
	27/686	9/229	28.25/718	16.0/.45	76/34.5	ZDC1127-0303	8145-01-582-6049
		11/279		16.9/.48	77/35.0	ZDC1127-0305	
		13/330		17.8/.50	79/35.9	ZDC1127-0505	
	30/762	9/229	28.25/718	17.3/.49	78/35.4	ZDC1130-0303	8145-01-582-6058
		11/279		18.2/.52	79/35.9	ZDC1130-0305	
		13/330		19.1/.54	81/36.8	ZDC1130-0505	
14U 24.62" (625 mm)	24/610	9/229	33.50/851	17.2/.49	78/35.4	ZDC1424-0303	
		11/279		18.4/.52	79/36.0	ZDC1424-0305	
		13/330		19.3/.55	81/36.8	ZDC1424-0505	
	27/686	9/229	33.50/851	18.9/.53	80/36.3	ZDC1427-0303	8145-01-582-5596
		11/279		20.0/.57	81/36.8	ZDC1427-0305	
		13/330		21.0/.59	83/37.6	ZDC1427-0505	
	30/762	9/229	33.50/851	20.6/.58	82/37.2	ZDC1430-0303	8145-01-582-5603
		11/279		21.6/.61	83/37.6	ZDC1430-0305	
		13/330		22.7/.64	85/38.6	ZDC1430-0505	